

1:32 Scale Flying Sub™ Decals for Stock Interior

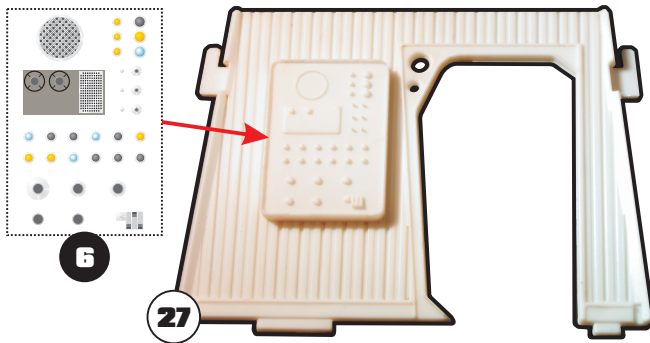
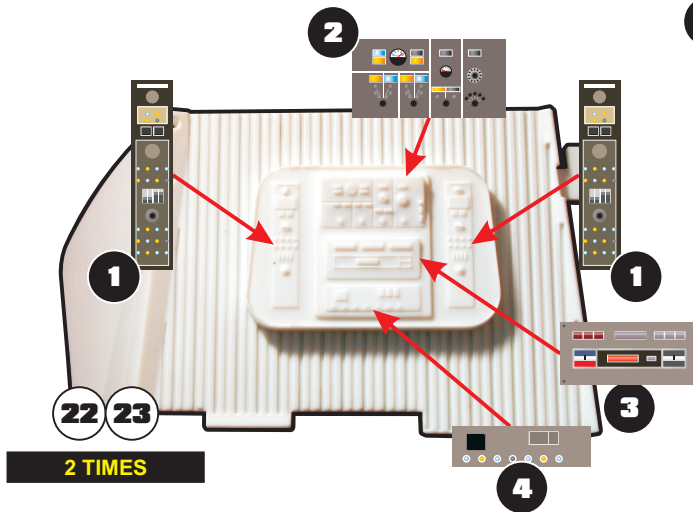
Thank you for purchasing ParaGrafix's interior decal set for the Moebius Models 1:32 scale Flying Sub model kit.

Paint and apply decals before assembling the kit interior.

For detailed instructions on the use of these decals, please see the enclosed instructions by JT Graphics.

PLEASE NOTE:

This decal set is NOT compatible with the ParaGrafix photoetch set P/N: PGX112. If you are building your kit with the photoetched set, please use ParaGrafix decals P/N: PGX114.



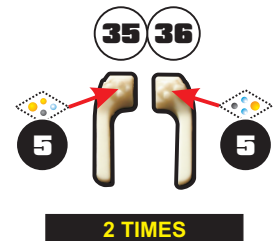
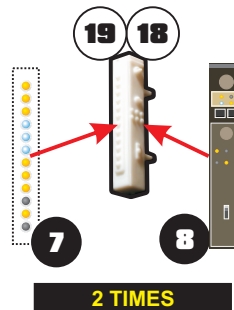
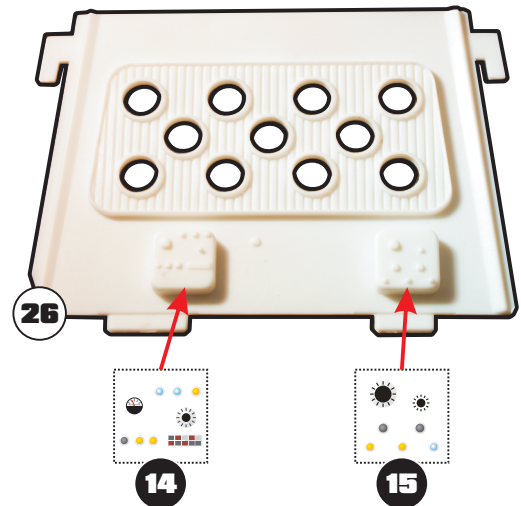
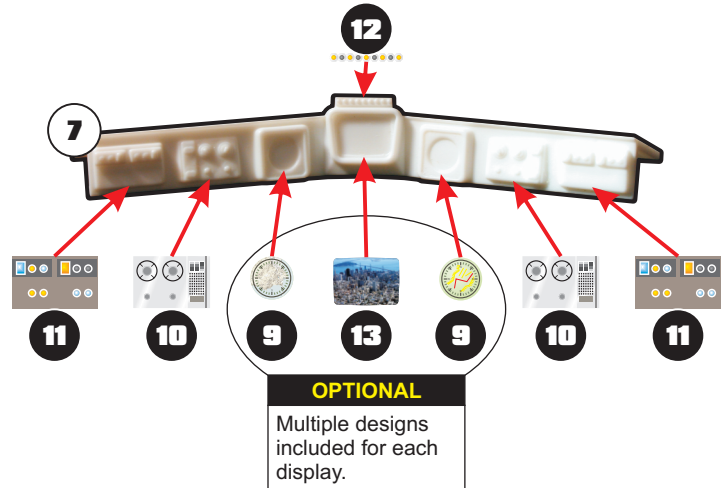
PGMS
ParaGrafix
Modeling Systems

148 Rocklawn Ave,
Attleboro MA 02703
(508) 431-9800

Thank you to Frank Winspur and Dave Metzner of Moebius Models for making such a great kit, and for their help and encouragement during the development of this add-on set.

Special thanks to Bob Pauly for allowing us to use his Flying Sub "patch" graphic.

"Voyage to the Bottom of the Sea"™ is © Irwin Allen Properties, LLC and Twentieth Century Fox Film Corporation. Licensed by Synthesis Entertainment. All Rights Reserved.
"The Fantasy Worlds of Irwin Allen"® is a registered trademark of Synthesis Entertainment. All Rights Reserved.
ParaGrafix and PGMS are TM Paul H. Bodensiek. All Rights Reserved.



Key

Kit part (plastic): 1

Decal: 1

www.paragrafix.biz
PGX115 - Instructions V1.0